



# Bona CourtLines®

## Technical Data Sheet

Bona CourtLines® paint is a high-solids, fast-drying, solvent based wood sport floor paint, manufactured specifically for use with both waterborne and oil-modified sport floor sealers and finishes. Available in fifteen vibrant primary colors, all CourtLines paints are blendable to achieve an endless array of custom colors. A low viscosity formula with excellent flow and leveling.

- Specifically formulated for sport gamelines, lettering and logos
- Use with Bona® waterborne or oil-modified finishes
- 15 vibrant colors, blendable for an unlimited possibility of custom colors
- Fast drying with 24 hour recoat
- VOC compliant
- Very low odor – does not contain Xylene
- High solids
- Low viscosity
- Excellent flow and leveling
- Available in quarts

### Technical data

#### Physical Characteristics:

**Ingredients** – Alkyd resins, odorless mineral spirits, pigments, driers, titanium dioxide

**Base Colors** – Red, yellow, green, lt. blue, dark blue, orange, brown, black, white, gold, maroon, purple, lt. beige, gray, NC blue

**Odor** – Non-offending low odor

**Solids** – Colors: 47-51%; White: 66%

**Flash Point** - 100° F (TCC)

**Density** – Colors: 7.6-7.9 lbs./gallon; White: 11.1 lbs./gallon

**US Regulatory VOC** – Does not exceed 490 g/L

**Stability** – Two-year shelf life in unopened container

**Packaging** – 1-quart cans

#### Application Characteristics:

**Coverage** – 500-600 square feet per gallon (125-150 square feet per quart)

**Leveling** – Excellent

**Drying Time** – 24 hours before finish coats

**Application Tools** – Brush, roller

### Recommended Use

- Basketball courts
- Multi-purpose gym, stage, aerobic, dance and yoga floors
- Volleyball courts
- Racquetball, squash and badminton courts

### Directions

**BEFORE USING, READ ALL DIRECTIONS AND SAFETY DATA SHEETS. KEEP OUT OF REACH OF CHILDREN.**

**FOR TECHNICAL ADVICE:** Call Bona US at 800-872-5515

**COMPATIBILITY:** Bona CourtLines paint will adhere to most finishes and sealers after proper preparation and dry times. ALWAYS PREPARE A SAMPLE OR TEST AREA TO DETERMINE COMPATIBILITY. Bona CourtLines paints are blendable to achieve any custom color desired. Blending rather than tinting, maintains brightness and application characteristics.

**SANDING AND PREPARATION OF NEW FLOORS:** 1. Sand and prepare floor using MFMA-accepted methods. 2. Make your final cut with 100-120-grit paper. Screen with 100-grit or 120-grit screen or use a Bona MultiDisc and 80-grit or 120-grit Bona Diamond abrasives. 3. Vacuum thoroughly. 4. Tack thoroughly with mineral spirits, a slightly damp Bona SuperCourt® Microfiber Wet Tacking Pad, or a dry Bona SuperCourt Microfiber Tacking Pad. 5. Apply sealer and finish system (see finish directions).

**THE BONA COURTLINES® PAINT SYSTEM:** See sealer instructions for proper sequence of sealer, gamelines and finish coats.


**RECOMMENDED APPLICATORS:** RECOMMENDED APPLICATORS: 1/4" nap roller, brush

**NOTE:** Use separate, clean roller/brush for each color of paint.

**MIXING INSTRUCTIONS:** Remove lid and stir thoroughly before use. DO NOT THIN.

**GAMELINES APPLICATION:** See sealer instructions for proper sequence of sealer, gamelines and finish coats. Before applying gamelines, abrade the entire floor using 180 or 240-grit Bona Diamond

## Finishing



# Bona®



# Bona CourtLines®


## Technical Data Sheet

abrasives mounted on 1-2 Bona Conditioning Pads. Vacuum and tack thoroughly. Note: If paint will not be applied within 24 hours, the floor must be re-abraded to ensure proper adhesion. Tape gamelines according to MFMA specifications. Apply evenly with the grain of the wood, using a brush or 1/4"-nap roller. Apply a thin coat of paint at a rate of 500-600 square feet per gallon (125-150 square feet per quart). More than one coat may be needed. Apply second coat once first coat is dry to the touch (1-4 hours). **5.** Allow paint to dry 24 hours before coating with finish. Always abrade properly dried Bona CourtLines paint double-stacked Bona Conditioning Pads. Always vacuum, and tack thoroughly with water after abrading. Allow floor to dry 30 minutes. Apply finish coat within 24 hours.

**NOTE:** When working with more than one quart of the same color, intermix to ensure uniform color. When mixing a custom blend, be sure to mix enough paint for the entire job to ensure uniformity.

**DANGER:** RAGS, STEEL WOOL OR WASTE SOAKED WITH BONA ALL COURT MAY SPONTANEOUSLY CATCH FIRE IF IMPROPERLY DISCARDED. IMMEDIATELY AFTER EACH USE, PLACE RAGS, STEEL WOOL OR WASTE IN A SEALED, WATER-FILLED METAL CONTAINER.

## Finishing



### Maintenance

**CLEAN-UP:** Clean application tools and equipment with mineral spirits.

**STORAGE:** Store at room temperature. Keep container closed when not in use. Do not store above 100° F (38° C). Do not transfer contents to other containers for storage and disposal. In case of spillage, absorb with inert material. Dispose of contaminated absorbent, container and unused contents in accordance with local, state and federal regulations.

### Order Information




**Light Blue**  
SC750051112  
1 Quart




**Red**  
SC750051113  
1 Quart



**Green**  
SC750051114  
1 Quart



**White**  
SC750051115  
1 Quart



**Black**  
SC750051116  
1 Quart



**Orange**  
SC750051117  
1 Quart



**Dark Blue**  
SC750051118  
1 Quart



**Yellow**  
SC750051119  
1 Quart



**Brown**  
SC750051120  
1 Quart



**Purple**  
SC750051154  
1 Quart



**Gold**  
SC750051155  
1 Quart



**Maroon**  
SC750051156  
1 Quart



**Gray**  
SC750051157  
1 Quart



**Light Beige**  
SC750051158  
1 Quart



**N.C. Blue**  
SC750051159  
1 Quart

